

Travel Trends: Millennials

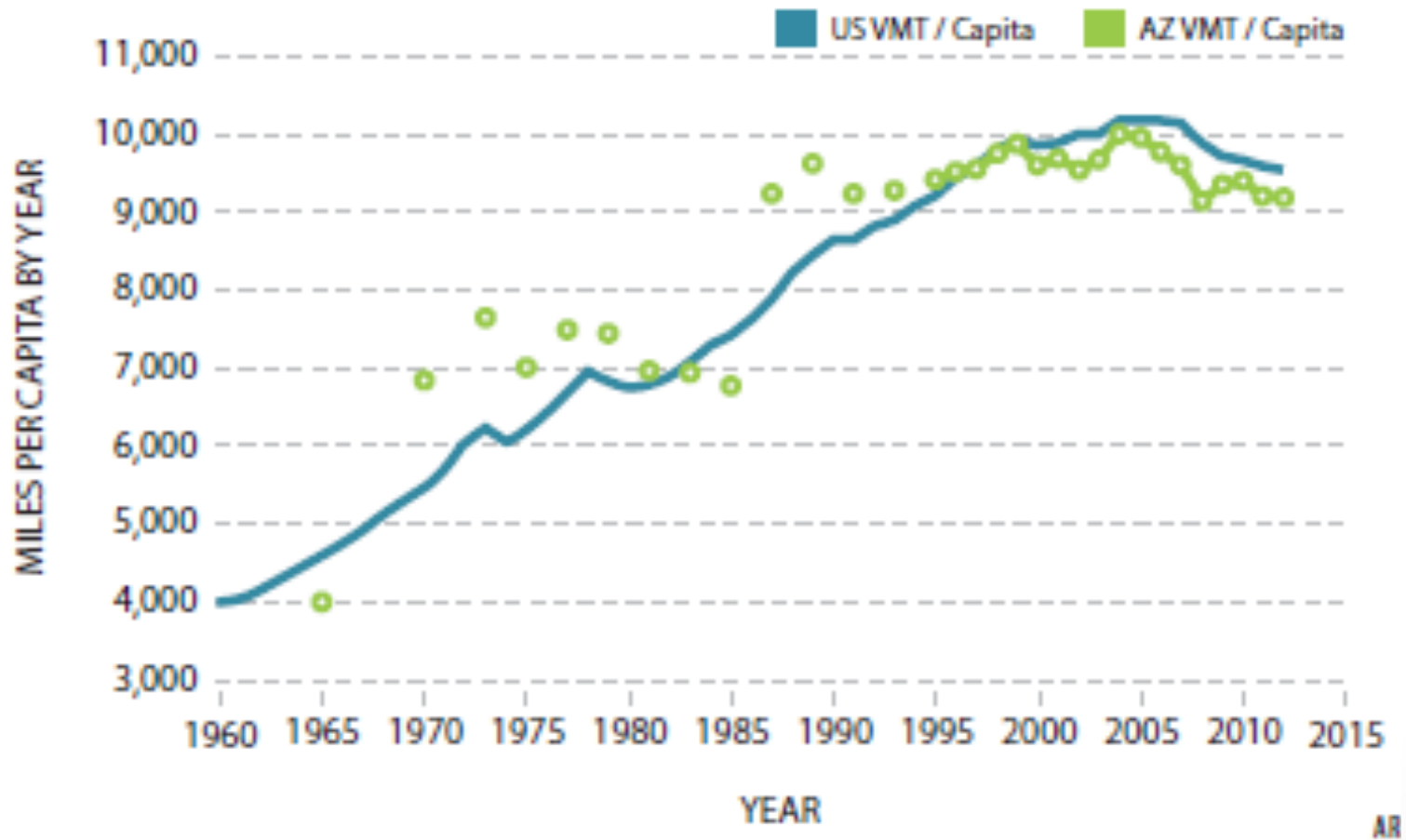
A Summary of Recent Research

Deborah Salon, PhD

School of Geographical Sciences and Urban Planning

Arizona State University

VMT Per Capita Trends: US & AZ



Source: Arizona Town Hall Report

Percent Change in VMT, NHTS Survey Years 1995, 2001, 2009

Survey Year	Average Annual VMT (per person by age group)			Percent Change		
	16-30	31-55	56+	16-30	31-55	56+
1995	9,872	12,446	7,081	-	-	-
2001	9,748	12,892	7,951	-1.25	3.58	12.28
2009	7,319	11,493	7,781	-24.9	-10.8	-2.06

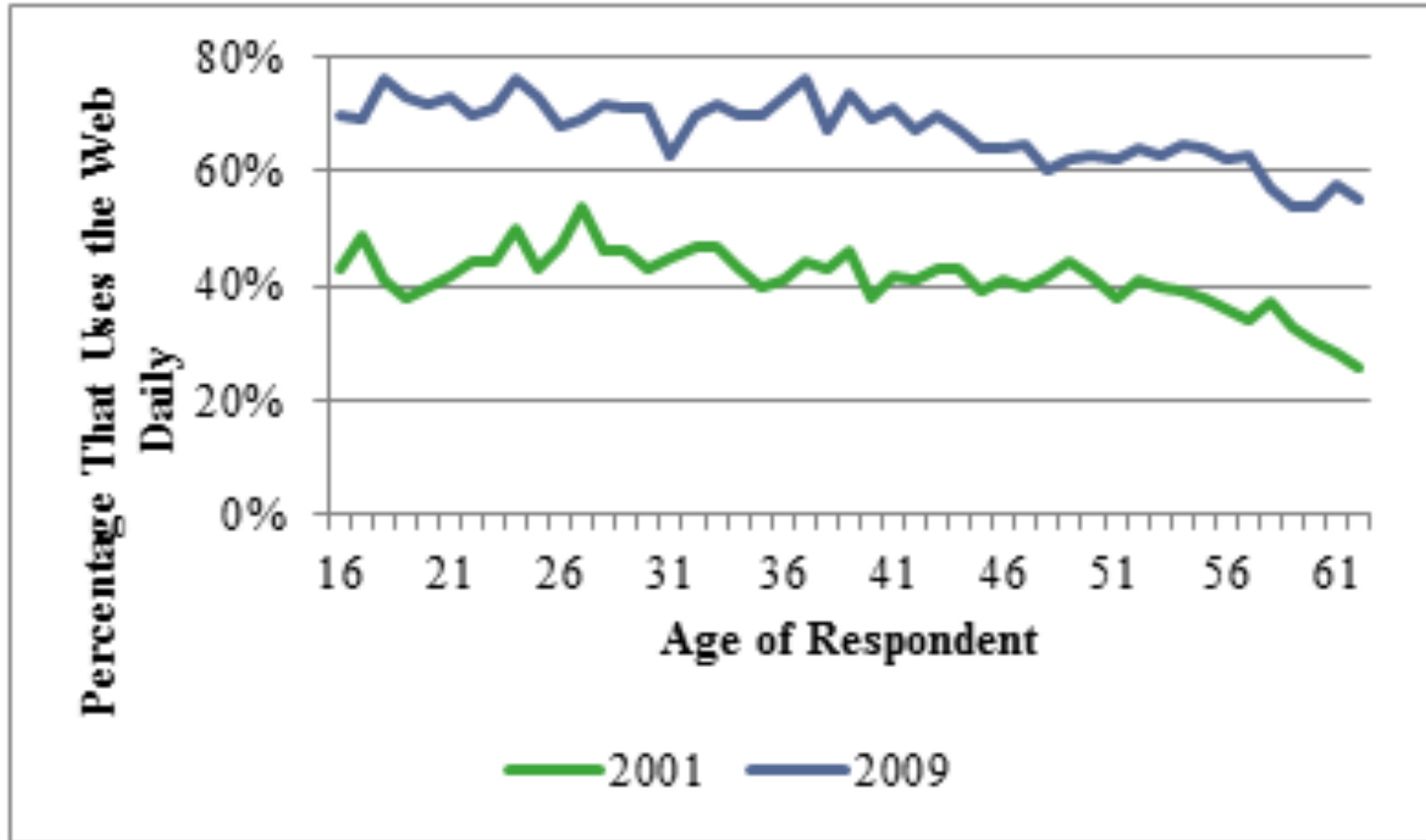
Source: The Next Generation of Travel, FHWA

Percent Change in PMT, NHTS Survey Years 1995, 2001, 2009

Survey Year	Average Annual PMT (per person by age group)			Percent Change		
	16-30	31-55	56+	16-30	31-55	56+
1995	15,524	17,041	11,309	-	-	-
2001	15,552	18,299	12,220	0.18	7.38	8.05
2009	12,253	16,214	11,704	-21.2	-11.3	-4.2

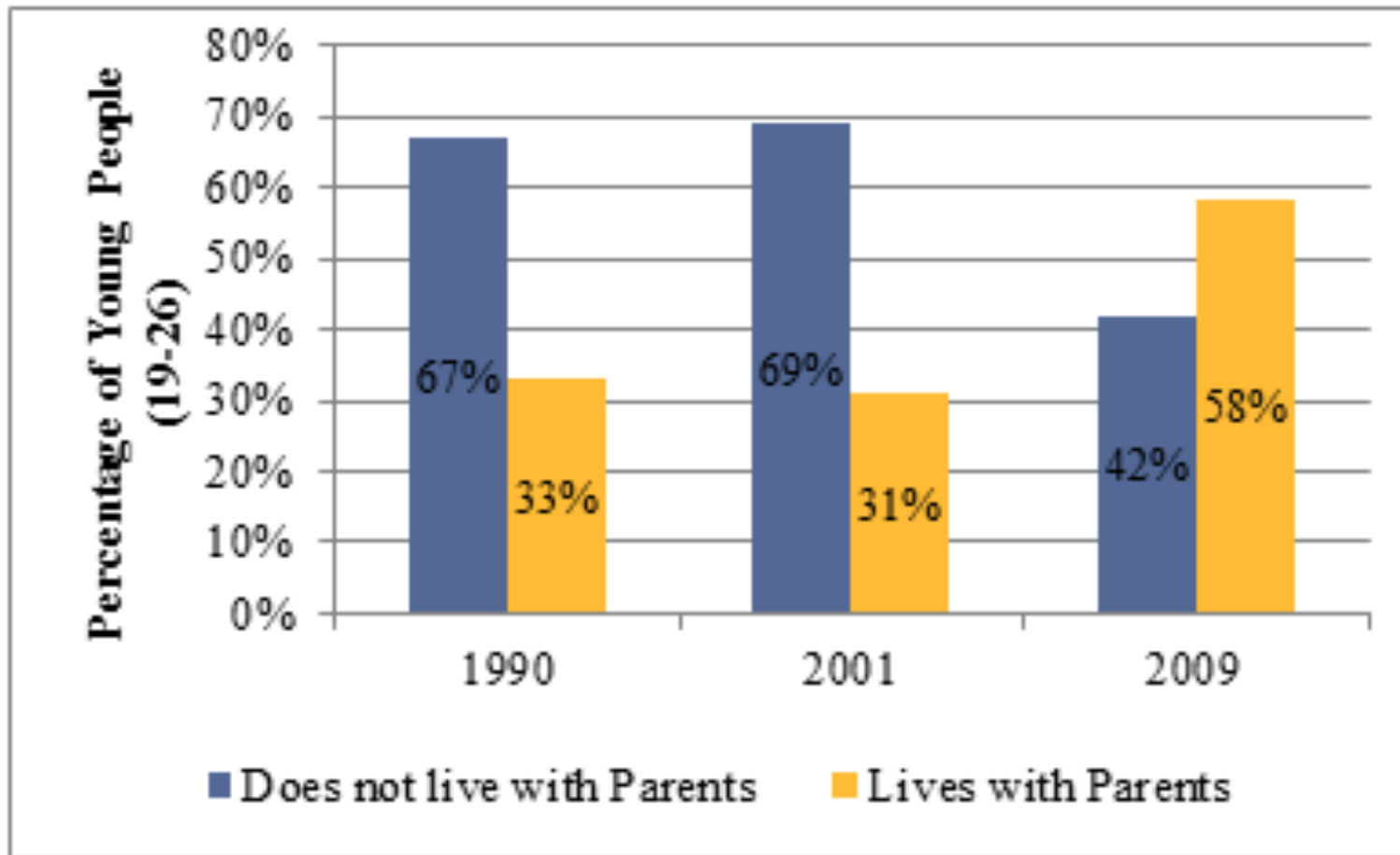
Source: The Next Generation of Travel, FHWA

Internet Use by Age, 2001 & 2009



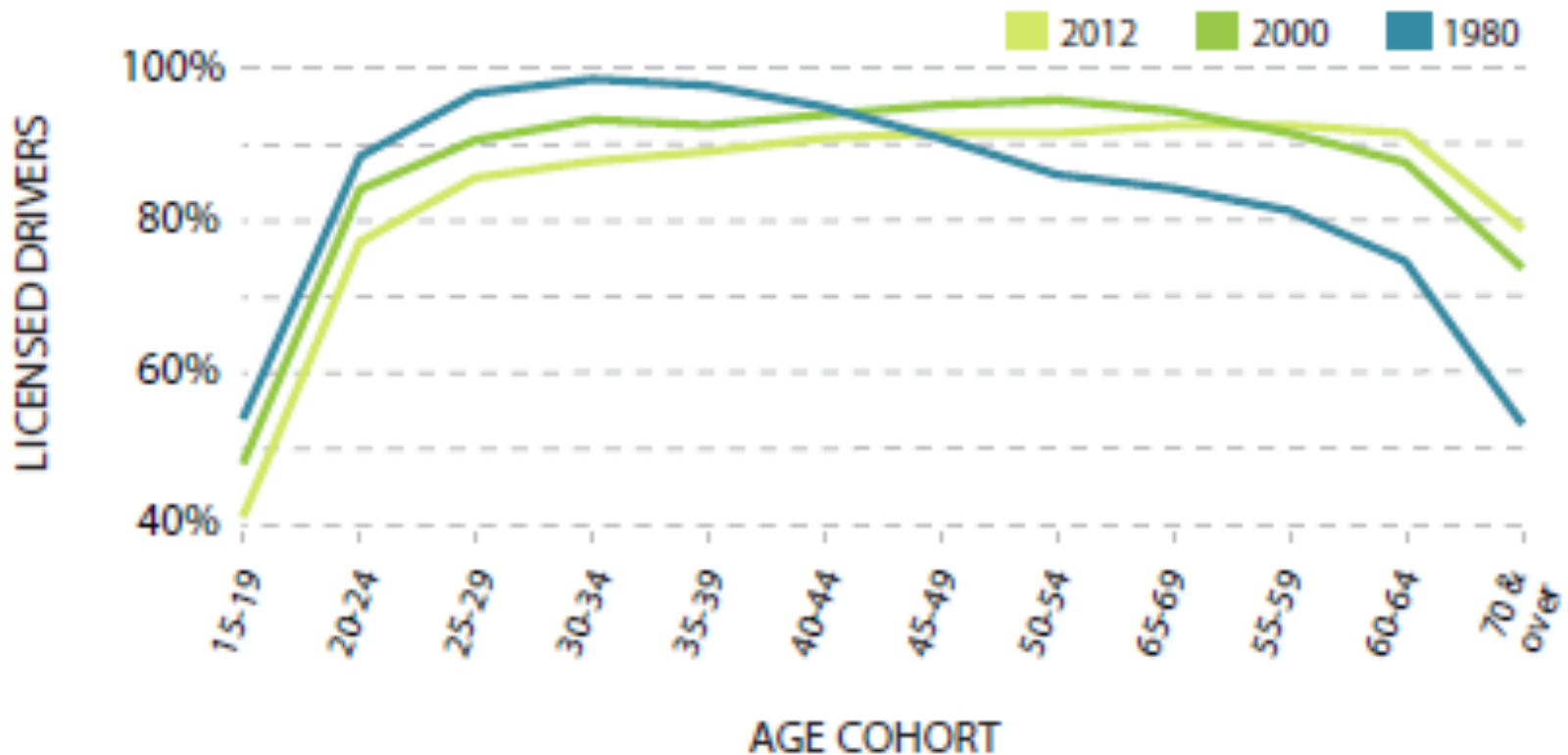
Source: The Next Generation of Travel, FHWA

Percent Young Adults Living With Parents, 1990, 2001, & 2009



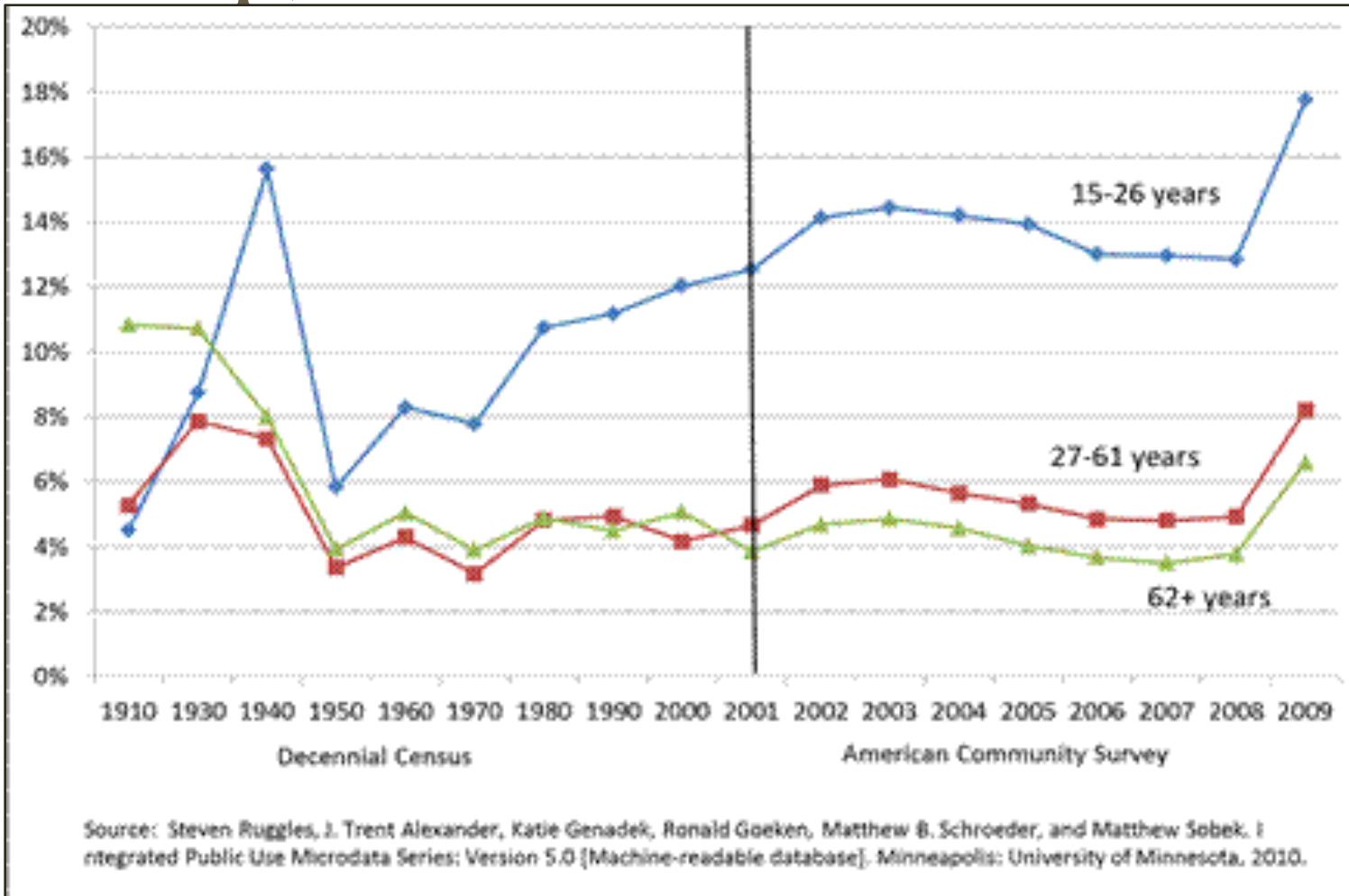
Source: The Next Generation of Travel, FHWA

Licensure Rates by Age Cohort Over Time



Source: Arizona Town Hall Report

Unemployment Rate by Age Group, 1910-2009



Source: The Next Generation of Travel, FHWA

FHWA-funded Study (2012)

- Employment status is the single most important factor associated with low PMT for young adults.
- Information and communication technology (ICT) found to be a *complement* for travel rather than a substitute
- Effect on travel of young adults living with parents is small
- Effect of stricter teen driving license requirements on travel is small
- Evidence of changing preferences of younger generation

McDonald study (2015)

- General dampening of travel demand due to economic recession accounts for 40% of the drop in VMT for millennials
- Employment and lifestyle changes account for 10-25% of the drop in VMT for millennials
- The remaining 35-50% is unaccounted for, and possibly due to changing preferences.

For More Information...

- Transportation and Arizona: 106th Arizona Town Hall

<http://www.aztownhall.org/>

Report edited by Michael Kuby and Aaron Golub

- Next Generation of Travel Statistical Analysis

http://www.fhwa.dot.gov/policy/otps/nextgen_stats/

By Evelyn Blumenberg, Brian D. Taylor, Michael Smart, Kelcie Ralph, Madeline Wander, Stephen Brumbaugh

- Are Millennials Really the “Go-Nowhere” Generation?

<http://www.tandfonline.com/doi/full/10.1080/01944363.2015.1057196>

By Noreen McDonald